

FUND STRATEGY

The NewGen Alternative Income Fund seeks to provide unitholders with a combination of steady long-term capital appreciation and a stable stream of income. The Fund invests both long and short in an actively managed diversified portfolio of predominantly Canadian securities (equities, fixed income, preferred shares, warrants, SPACs and options). It employs a broad range of strategies including fundamental long/short, opportunistic long/short, pairs trading, hedging and option strategies. The Manager places a strong emphasis on risk management and defensive market positioning in order to reduce market Beta and preserve capital in adverse market conditions.

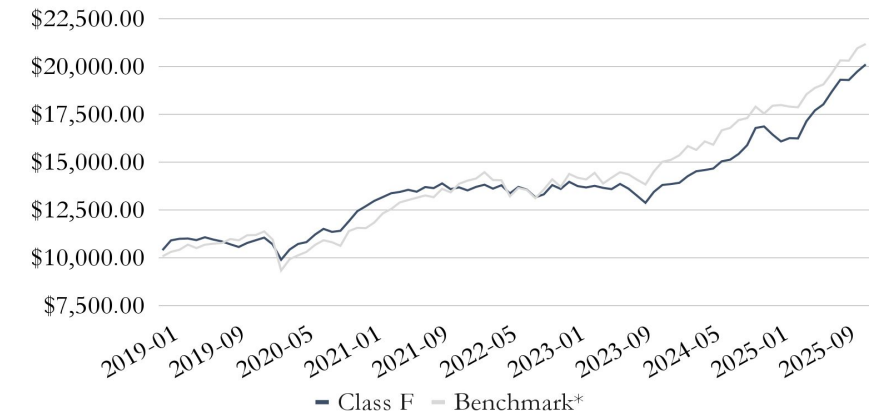
MONTHLY COMMENTARY

The NewGen Alternative Income Fund (Class F) returned 1.88% in December (19.21% YTD) including a regular monthly distribution of 4.85c/unit. North American equity markets ended 2025 on a mixed but resilient note. The S&P 500 and the TSX both closed the month near record highs, capping off a year which saw the Canadian index (+28.3%) outperform its US counterpart (+16.4%). These double-digit returns underscored a strong, yet at times turbulent year for equity markets. Stocks shrugged off trade and geopolitical worries early in the year and powered ahead to new highs, driven by optimism in AI productivity gains, strong job numbers, investments in nation-building and a resilient consumer. The Canadian market benefitted from an exceptionally strong commodity complex, with TSX Materials index posting a class-leading 98.2% gain. Gold (+64.6%) and Silver (+148%) were stand-out performers as investors flocked to safe-haven assets in the face of pressured yields and the US dollar falling 9.4%. Copper and Uranium also participated in the rally (+65% and +16.5%, respectively), benefitting from the need to source and secure power-generation assets for AI related data centres. Energy fell 15% on the year as oil remains in oversupply. Economically sensitive sectors including Financials (+30.8%) and Consumer Discretionary (+28.3%) were other notable top performers on the year, as the Canadian economy showed better than anticipated resilience in the face of a lingering trade war. Key areas of focus for 2026 include central bank policy, trade and geopolitics as well as overall equity valuations, with the S&P 500 sitting near highs at 23x P/E. We continue to see superior relative value in the Canadian market, with the TSX trading at 17x P/E. For the month of December, Financials (+4.2%), Materials (+2.6%) and Health Care (+1.8%) led, while Tech (-2.8%), Utilities (-2.7%) and Energy (-2.4%) lagged. Some noteworthy winners from the month included: (1) long Capstone Copper (CS-TSX), which appreciated in response to copper hitting new all-time highs; (2) long MDA Space (MDA-TSX), which signed a strategic partnership with the Government of Canada to deliver military satellites; and, (3) long Fairfax Financial Holdings (FFH-TSX), which received inclusion into the TSX 60 during the month.

MONTHLY PORTFOLIO RETURNS

		Jan	Feb	Mar	Apr	May	Jun	Jul	Aug	Sep	Oct	Nov	Dec	Year
2019	NG AI F (%)	4.06%	4.91%	0.76%	0.13%	-0.75%	1.36%	-1.10%	-0.86%	-1.39%	-1.32%	2.01%	1.30%	9.23%
	Benchmark*	0.83%	2.33%	1.04%	2.59%	-1.71%	1.70%	0.49%	0.33%	1.93%	-0.59%	2.42%	0.09%	11.96%
2020	NG AI F (%)	1.25%	-3.16%	-7.53%	5.38%	2.81%	0.91%	3.62%	2.66%	-1.36%	0.50%	4.41%	4.40%	13.93%
	Benchmark*	1.70%	-3.73%	-14.78%	6.30%	2.06%	1.81%	3.50%	2.29%	-0.93%	-1.76%	7.27%	1.47%	3.36%
2021	NG AI F (%)	2.10%	2.19%	1.52%	1.53%	0.49%	0.84%	-0.74%	1.81%	-0.42%	1.81%	-2.16%	0.68%	9.98%
	Benchmark*	-0.13%	2.58%	4.00%	1.88%	2.71%	0.97%	0.92%	0.92%	-0.69%	3.32%	-1.36%	3.34%	19.91%
2022	NG AI F (%)	-1.15%	1.34%	0.85%	-1.49%	1.29%	-3.09%	2.53%	-1.04%	-2.96%	1.18%	3.65%	-1.45%	-0.59%
	Benchmark*	1.19%	0.75%	2.36%	-2.83%	-0.08%	-5.98%	3.31%	-0.78%	-3.14%	3.42%	3.93%	-2.76%	-1.14%
2023	NG AI F (%)	2.73%	-1.62%	-0.49%	0.61%	-0.77%	-0.48%	1.99%	-1.78%	-2.70%	-2.81%	4.47%	2.67%	1.53%
	Benchmark*	4.91%	-1.39%	-0.61%	2.42%	-3.85%	2.18%	1.99%	-0.78%	-1.90%	-1.79%	4.94%	3.49%	9.57%
2024	NG AI F (%)	0.33%	0.47%	2.52%	1.77%	0.43%	0.54%	2.58%	0.57%	1.99%	2.95%	5.67%	0.48%	22.14%
	Benchmark*	0.66%	1.57%	3.12%	-1.26%	2.83%	-1.07%	4.72%	0.77%	2.42%	0.61%	3.45%	-2.02%	16.75%
2025	NG AI F (%)	-2.51%	-2.19%	1.07%	-0.10%	5.53%	3.28%	1.81%	3.71%	3.30%	-0.07%	2.30%	1.88%	19.21%
	Benchmark*	2.34%	0.20%	-0.46%	-0.20%	3.79%	1.81%	0.95%	3.10%	3.38%	-0.07%	3.19%	1.07%	20.74%

GROWTH OF \$10,000 INVESTED SINCE INCEPTION

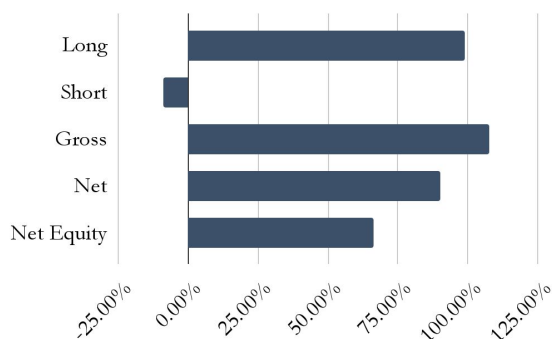


*The benchmark is a custom measure weighted 2/3rd to the S&P/TSX Composite Dividend Total Return Index and 1/3rd to the S&P Canada High Yield Corporate Bond Total Return Index.

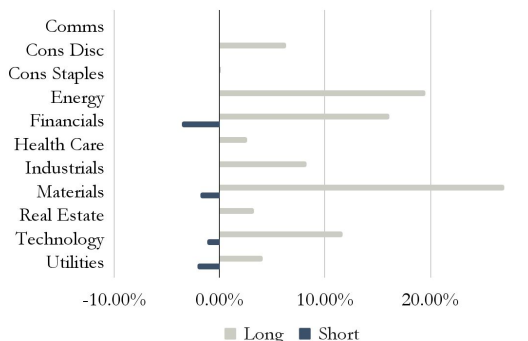
DATA SINCE INCEPTION

	Fund	Benchmark*
Annualized Performance	10.50%	11.32%
Year-To-Date	19.21%	20.74%
One-Year	19.21%	20.74%
Three-Year	13.92%	15.59%
Five-Year	10.08%	12.86%
Current Annualized Yield	4.17%	-
Standard Deviation	8.02%	10.05%
Downside Standard Deviation	3.99%	6.51%
Sharpe Ratio (RFR=2.25%)	1.03	0.90
Sortino Ratio (RFR=2.25%)	2.07	1.39
Correlation vs Benchmark	77.40%	100.00%
Beta Coefficient to Benchmark	0.62	1.00
Jensen's Alpha (RFR=2.25%)	2.65%	-
Positive Months	66.67%	67.86%
Avg. Monthly Gain	2.14%	2.38%
Avg. Monthly Loss	-1.70%	-2.10%
Avg. Upside Capture vs Bench	74.99%	100.00%
Avg. Downside Capture vs Bench	51.77%	100.00%

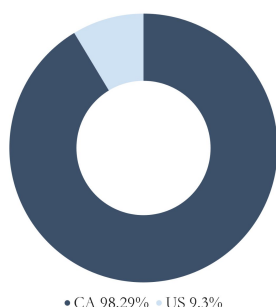
PORTFOLIO EXPOSURE



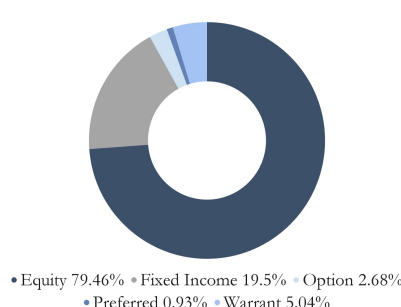
PORTFOLIO EXPOSURE BY SECTOR



GROSS PORTFOLIO EXPOSURE BY COUNTRY



GROSS PORTFOLIO EXPOSURE BY SECURITY TYPE



KEY INFORMATION

AUM	\$297.7 million
Fund Inception	January 22, 2019
FundSERV Code	NEW 401
Minimum Investment	\$500
Management Fee	1.00%
Performance Fee	15.00%
Risk Rating	Low to Medium
Legal Advisor	McMillan LLP
Administrator	SGGG Fund Services
Auditor	Deloitte LLP
Prime Broker	CIBC World Markets
Custodian	CIBC World Markets

NEWGEN

ASSET MANAGEMENT

(416) 941-9112
 clientservice@newgenfunds.com
 www.newgenfunds.com
 NewGen Asset Management Limited
 Commerce Court North, Suite 2900
 25 King Street West, P.O. Box 405
 Toronto, Ontario, M5L 1G3

FOOTNOTES & DISCLAIMERS

The NewGen Alternative Income Fund began trading on January 22nd, 2019 – performance for the month reflects that

Standard deviation is a form of hypothetical performance data; Sharpe Ratio, Sortino Ratio and Jensen's Alpha are hypothetical measures of excess return and we assume a risk-free rate of 1.5% in their calculations

This monthly distribution is fixed but not guaranteed and may be adjusted from time to time at the discretion of the fund manager.

The Fund's current annualized yield is calculated based on the most recent monthly distribution assuming reinvestment, divided by the most recent month-end NAV

Portfolio exposures are all calculated as of the most recent calendar quarter-end

This document has been prepared by NewGen Asset Management Limited ("NewGen", "we" or "us"). The information contained herein is not, and under no circumstances is to be construed as, an offer to sell or the solicitation of an offer to buy any securities nor does it constitute a public offering of securities in any jurisdiction in Canada. The information contained herein is provided for informational purposes only and is not intended to be, nor should it be considered as, a complete description of either the securities or the issuer of the securities described herein.

Commissions, trailing commissions, management fees and expenses all may be associated with mutual fund investments. Please read the prospectus before investing. Mutual funds are not guaranteed, their values change frequently and past performance may not be repeated.

There is no guarantee or representation that an investment in the NewGen Alternative Income Fund will achieve its investment objective and the value of its investments may go down as well as up. Any investments made in the NewGen Alternative Income Fund is speculative and involves a high degree of risk, including the risk of loss of an investor's entire investment, and is not intended as a complete investment portfolio. Certain investment techniques utilized by the NewGen Alternative Income Fund, including investments in derivatives and short sales, can, in certain circumstances, substantially increase the adverse impacts to which the program may be subject. Please refer to the prospectus for a further discussion of the risks associated with investing in the NewGen Alternative Income Fund. References to market or composite indices, benchmarks or other measures of relative market performance over a specified period of time are provided for your information only. Reference to an index does not imply that the NewGen Alternative Income Fund or any portfolio advised by us will achieve returns, volatility or other results similar to the index. The composition of a benchmark index may not reflect the manner in which a portfolio advised by NewGen is constructed in relation to expected or achieved returns, investment holdings, portfolio guidelines, restrictions, sectors, correlations, concentrations, volatility or tracking error targets, all of which are subject to change over time. While some information used herein has been obtained from various published and unpublished sources considered to be reliable, we do not guarantee its accuracy or completeness and accept no liability for any direct or consequential losses arising from its use. It should be noted that data provided may be approximate numbers. The statements contained herein that are not historical facts are forward-looking statements, which are based on current expectations and estimates about particular markets. These statements are not guarantees of future performance and involve certain risks, uncertainties, and assumptions which are difficult to predict. Therefore, actual outcomes and returns may differ materially from what is expressed in such forward-looking statements. The information contained herein is subject to updating and further verification and may be amended at any time without notice and we are under no obligation to update this information at any particular time. All prospective investors must obtain and carefully read the prospectus, which will contain the information needed to evaluate the potential investment and provide important disclosures regarding risks, fees, and expenses. Any decision to invest in the investments described herein should be made after reviewing such prospectus, conducting such investigations as the investor deems necessary and consulting the investor's own investment, legal, accounting and tax advisors in order to make an independent determination of the suitability and consequences of an investment. Potential investors should inform themselves as to applicable legal requirements, exchange control regulations and taxes in the countries of their citizenship, residence or domicile. Purchasers of the NewGen Alternative Income Fund may have statutory or contractual rights of action under certain circumstances as disclosed in the prospectus. Please review the prospectus for the provisions of applicable securities legislation for particulars of these rights.