

FUND OVERVIEW

The NewGen Focused Alpha Fund is a concentrated long-short Canadian equity fund that targets strong absolute returns from its 20-25 core positions. The NG FA fund merges fundamental analysis with an event driven approach to identify alpha opportunities in the extremely inefficient Canadian equity market. The manager places a strong emphasis on portfolio liquidity in order to be able to de-risk and preserve capital in adverse market conditions.

STRATEGY

The NG FA fund is an opportunistic long-short Canadian equity strategy with targeted annualized returns of 10-15%. The portfolio is made up of two kinds of trades: 1. Core Holdings: 10-15 long and short positions that the manager believes to be mispriced, and have definable catalysts set to transpire in the next 12-24 months. Through rigorous research and careful monitoring, these fundamentally driven positions have the ability to generate outsized returns. 2. Opportunistic Trades: These are short-term trading-oriented positions [clean-ups/blocks, financings, dividend cuts, index deletions, M&A, etc.] that provide the ability to generate strong uncorrelated returns in a shortened time frame [days to weeks]. The portfolio is typically concentrated around 20-25 long and short positions and targets a net long exposure of 60-80% on average.

MONTHLY COMMENTARY

The NewGen Focused Alpha Fund (Class F) was -0.62% in May (5.95% YTD). This compared to the TSX Total Return Index which was 2.77% (7.58% YTD). The TSX finished up on the month, erasing the prior month's losses, but falling short of its intra-month highs. Equity markets remained supportive while inflation data came largely within forecasts, leading many to believe that the Fed will hold off its first cuts until the end of the year, while the Bank of Canada began cutting at its June meeting. Commodity prices sustained their gains, with gold and copper relative flat. Oil traded down but maintained a healthy range in the mid-to-high \$70s. Yields finished lower, while the US dollar was down slightly. Across the TSX, Materials (+6.1%), Utilities (+5.6%) and Consumer Staples (+4.3%) led while Healthcare (-15.6%) and Technology (-6.2%) lagged. Some noteworthy winner from the month included: 1) long Celestica (CLS-TS), which continues to experience strong tailwinds from the growth in demand of AI related infrastructure; 2) long Primo Water Corp (PRMW-TSX), which reported quarterly results that were ahead of expectations and increased its annual guidance, 3) long Zedcor Inc (ZDC-TSX), which strengthened its balance sheet with an equity financing, which will provide growth capital for geographical expansion.

MONTHLY PORTFOLIO RETURNS

		Jan	Feb	Mar	Apr	May	Jun	Jul	Aug	Sep	Oct	Nov	Dec	Year
2021	NG FA F				3.56%	4.58%	1.91%	1.09%	2.26%	0.31%	3.32%	-0.96%	5.14%	23.14%
	TSX TR				2.39%	3.44%	2.48%	0.80%	1.63%	-2.22%	5.02%	-1.62%	3.06%	15.77%
2022	NG FA F	-4.07%	0.40%	3.63%	-3.73%	-0.42%	-7.77%	2.87%	-0.75%	-2.41%	3.58%	6.31%	1.30%	-1.94%
	TSX TR	-0.41%	0.28%	3.96%	-4.96%	0.06%	-8.71%	4.66%	-1.61%	-4.26%	5.57%	5.54%	-4.90%	-5.84%
2023	NG FA F	4.81%	1.83%	-0.77%	1.57%	-5.84%	3.98%	6.55%	-2.19%	-3.61%	-1.56%	6.00%	1.92%	12.52%
	TSX TR	7.41%	-2.45%	-0.22%	2.90%	-4.95%	3.35%	2.58%	-1.37%	-3.33%	-3.21%	7.48%	3.91%	11.75%
2024	NG FA F	-1.47%	1.44%	3.94%	2.63%	-0.62%								5.95%
	TSX TR	0.55%	1.82%	4.14%	-1.82%	2.77%								7.58%

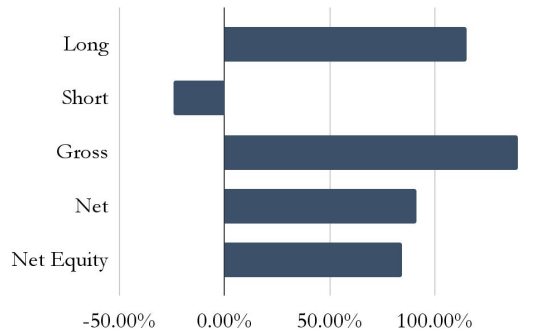
GROWTH OF \$10,000 INVESTED SINCE INCEPTION



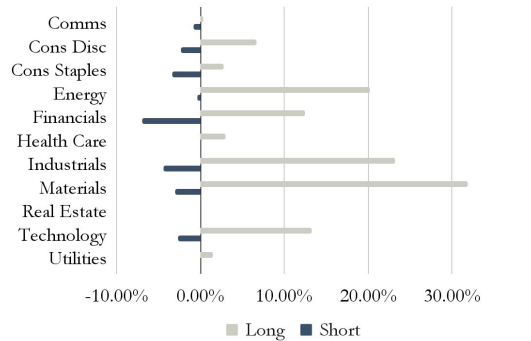
DATA SINCE INCEPTION

	Fund	TSX TR
Annualized Performance	12.19%	8.91%
Year-To-Date	5.95%	7.58%
One-Year	17.70%	17.55%
Three-Year	9.95%	7.36%
Standard Deviation	11.59%	12.92%
Downside Standard Deviation	6.19%	6.98%
Sharpe Ratio (RFR=1.5%)	0.92	0.57
Sortino Ratio (RFR=1.5%)	1.73	1.06
Correlation vs TSX TR	82.54%	100.00%
Beta Coefficient to TSX TR	0.74	1.00
Jensen's Alpha (RFR=1.5%)	5.20%	-
Positive Months	63.16%	60.53%
Avg. Monthly Gain	3.12%	3.30%
Avg. Monthly Loss	-2.59%	-3.07%
Avg. Upside Capture vs TSX TR	87.51%	100.00%
Avg. Downside Capture vs TSX TR	59.98%	100.00%

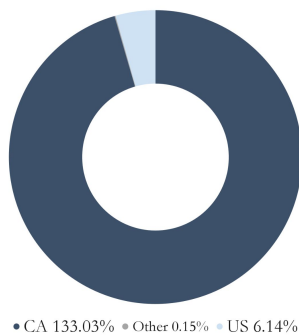
PORTFOLIO EXPOSURE



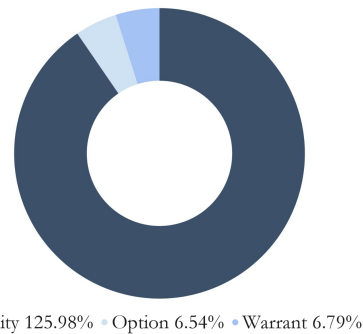
PORTFOLIO EXPOSURE BY SECTOR



GROSS PORTFOLIO EXPOSURE BY COUNTRY



GROSS PORTFOLIO EXPOSURE BY SECURITY TYPE



KEY INFORMATION

AUM	\$54.2 million
Fund Inception	April 2021
FundSERV Code	NEW501
Minimum Investment	\$500
Management Fee	1.00%
Performance Fee	15%
Risk Rating	Medium
Legal Advisor	McMillan LLP
Administrator	SGGG Fund Services
Auditor	Deloitte LLP
Prime Broker	CIBC World Markets
Custodian	CIBC World Markets



(416) 941-9112
 clientservice@newgenfunds.com
 www.newgenfunds.com
 NewGen Asset Management Limited
 Commerce Court North, Suite 2900
 25 King Street West, P.O. Box 405
 Toronto, Ontario, M5L 1G3

FOOTNOTES & DISCLAIMERS

Standard deviation is a form of hypothetical performance data; Sharpe Ratio, Sortino Ratio and Jensen's Alpha are hypothetical measures of excess return and we assume a risk-free rate of 1.5% in their calculations

This monthly distribution is fixed but not guaranteed and may be adjusted from time to time at the discretion of the fund manager.

The Fund's current annualized yield is calculated based on the most recent monthly distribution assuming reinvestment, divided by the most recent month-end NAV

Portfolio exposures are all calculated as of the most recent calendar quarter-end

This document has been prepared by NewGen Asset Management Limited ("NewGen", "we" or "us"). The information contained herein is not, and under no circumstances is to be construed as, an offer to sell or the solicitation of an offer to buy any securities nor does it constitute a public offering of securities in any jurisdiction in Canada. The information contained herein is provided for informational purposes only and is not intended to be, nor should it be considered as, a complete description of either the securities or the issuer of the securities described herein.

Commissions, trailing commissions, management fees and expenses all may be associated with mutual fund investments. Please read the prospectus before investing. Mutual funds are not guaranteed, their values change frequently and past performance may not be repeated.

There is no guarantee or representation that an investment in the NewGen Focused Alpha Fund will achieve its investment objective and the value of its investments may go down as well as up. Any investments made in the NewGen Focused Alpha Fund is speculative and involves a high degree of risk, including the risk of loss of an investor's entire investment, and is not intended as a complete investment portfolio. Certain investment techniques utilized by the NewGen Focused Alpha Fund, including investments in derivatives and short sales, can, in certain circumstances, substantially increase the adverse impacts to which the program may be subject. Please refer to the prospectus for a further discussion of the risks associated with investing in the NewGen Alternative Income Fund. References to market or composite indices, benchmarks or other measures of relative market performance over a specified period of time are provided for your information only. Reference to an index does not imply that the NewGen Focused Alpha Fund or any portfolio advised by us will achieve returns, volatility or other results similar to the index. The composition of a benchmark index may not reflect the manner in which a portfolio advised by NewGen is constructed in relation to expected or achieved returns, investment holdings, portfolio guidelines, restrictions, sectors, correlations, concentrations, volatility or tracking error targets, all of which are subject to change over time. While some information used herein has been obtained from various published and unpublished sources considered to be reliable, we do not guarantee its accuracy or completeness and accept no liability for any direct or consequential losses arising from its use. It should be noted that data provided may be approximate numbers. The statements contained herein that are not historical facts are forward-looking statements, which are based on current expectations and estimates about particular markets. These statements are not guarantees of future performance and involve certain risks, uncertainties, and assumptions which are difficult to predict. Therefore, actual outcomes and returns may differ materially from what is expressed in such forward-looking statements. The information contained herein is subject to updating and further verification and may be amended at any time without notice and we are under no obligation to update this information at any particular time. All prospective investors must obtain and carefully read the prospectus, which will contain the information needed to evaluate the potential investment and provide important disclosures regarding risks, fees, and expenses. Any decision to invest in the investments described herein should be made after reviewing such prospectus, conducting such investigations as the investor deems necessary and consulting the investor's own investment, legal, accounting and tax advisors in order to make an independent determination of the suitability and consequences of an investment. Potential investors should inform themselves as to applicable legal requirements, exchange control regulations and taxes in the countries of their citizenship, residence or domicile. Purchasers of the NewGen Focused Alpha Fund may have statutory or contractual rights of action under certain circumstances as disclosed in the prospectus. Please review the prospectus for the provisions of applicable securities legislation for particulars of these rights.