

### FUND STRATEGY

The NewGen Alternative Income Fund seeks to provide unitholders with a combination of steady long-term capital appreciation and a stable stream of income. The Fund invests both long and short in an actively managed diversified portfolio of predominantly Canadian securities (equities, fixed income, preferred shares, warrants, SPACs and options). It employs a broad range of strategies including fundamental long/short, opportunistic long/short, pairs trading, hedging and option strategies. The Manager places a strong emphasis on risk management and defensive market positioning in order to reduce market Beta and preserve capital in adverse market conditions.

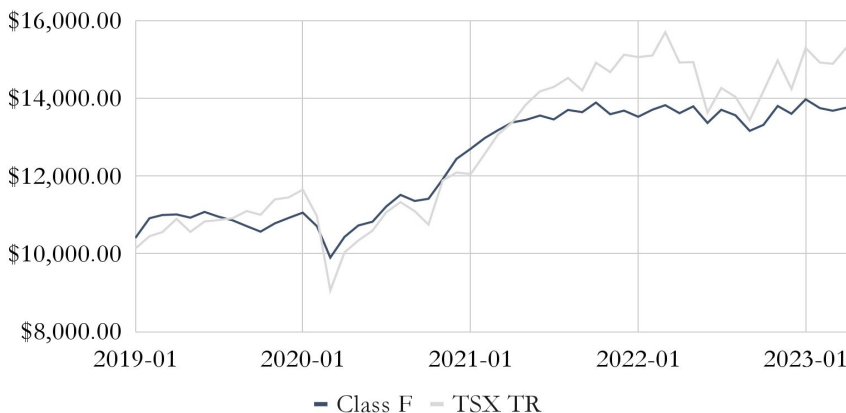
### MONTHLY COMMENTARY

The NewGen Alternative Income Fund (Class F) was +0.61% in April (+1.19% YTD) including a monthly distribution of 4.85c/unit. This compared to the TSX Total Return Index which was +2.90% (+7.59% YTD). The market's rise in April occurred despite weakening economic data, strengthening the belief that we may be approaching a peak in rates. Stronger-than-expected quarterly earnings capped off the month on a positive note, as industry bellwethers posted beats across a variety of industries. The US dollar and yields weakened, while gold continued its rise. Communications, Healthcare, and Energy led the market, while Industrials and Real Estate lagged. Some of the noteworthy winners for the month included: (1) long Agnico Eagle Mines (AEM-TSX) which posted strong quarterly results and benefitted from an appreciation in the price of gold; (2) long Capital Power Corp. (CPX-TSX), benefiting from higher regional power prices; and (3) long Triple Flag Precious Metals (TFPM-TSX), which benefited from an appreciation in the price of gold.

### MONTHLY PORTFOLIO RETURNS

		Jan	Feb	Mar	Apr	May	Jun	Jul	Aug	Sep	Oct	Nov	Dec	Year
2019	<b>NG AI F (%)</b>	4.06%	4.91%	0.76%	0.13%	-0.75%	1.36%	-1.10%	-0.86%	-1.39%	-1.32%	2.01%	1.30%	9.23%
	TSX TR Return (%)	1.34%	3.15%	1.01%	3.22%	-3.06%	2.53%	0.34%	0.43%	1.69%	-0.86%	3.59%	0.45%	14.52%
2020	<b>NG AI F (%)</b>	1.25%	-3.16%	-7.53%	5.38%	2.81%	0.91%	3.62%	2.66%	-1.36%	0.50%	4.41%	4.40%	13.93%
	TSX TR Return (%)	1.74%	-5.90%	-17.38%	10.79%	3.04%	2.46%	4.48%	2.35%	-2.06%	-3.11%	10.57%	1.72%	5.60%
2021	<b>NG AI F (%)</b>	2.10%	2.19%	1.52%	1.53%	0.49%	0.84%	-0.74%	1.81%	-0.42%	1.81%	-2.16%	0.68%	9.98%
	TSX TR Return (%)	-0.32%	4.36%	3.87%	2.39%	3.44%	2.48%	0.80%	1.63%	-2.22%	5.02%	-1.62%	3.06%	25.09%
2022	<b>NG AI F (%)</b>	-1.15%	1.34%	0.85%	-1.49%	1.29%	-3.09%	2.53%	-1.04%	-2.96%	1.18%	3.65%	-1.45%	-0.59%
	TSX TR Return (%)	-0.41%	0.28%	3.96%	-4.96%	0.06%	-8.71%	4.66%	-1.61%	-4.26%	5.57%	5.54%	-4.90%	-5.84%
2023	<b>NG AI F (%)</b>	2.73%	-1.62%	-0.49%	0.61%									1.19%
	TSX TR Return (%)	7.41%	-2.45%	-0.22%	2.90%									7.59%

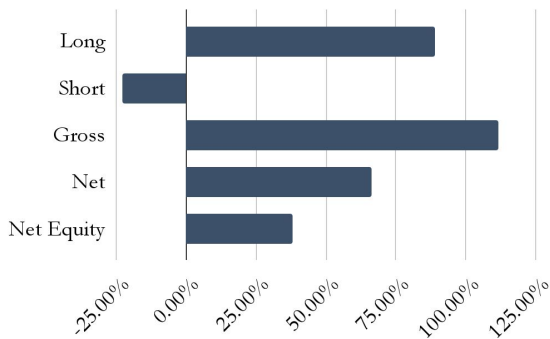
### GROWTH OF \$10,000 INVESTED SINCE INCEPTION



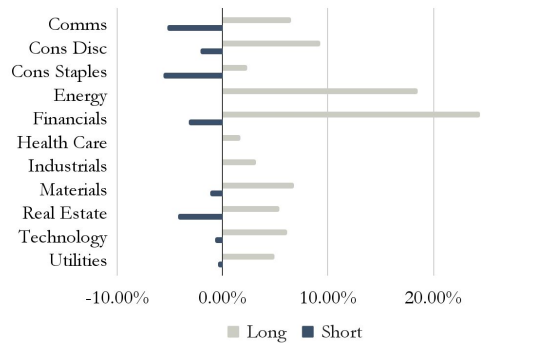
### DATA SINCE INCEPTION

	Fund	TSX TR
Annualized Performance	7.66%	10.35%
Year-To-Date	1.19%	7.59%
One-Year	1.08%	2.67%
Three-Year	9.68%	15.15%
Current Annualized Yield	6.81%	3.18%
Standard Deviation	8.16%	15.59%
Downside Standard Deviation	4.45%	10.09%
Sharpe Ratio (RFR=1.5%)	0.75	0.57
Sortino Ratio (RFR=1.5%)	1.38	0.88
Correlation vs TSX TR	84.46%	100.00%
Beta Coefficient to TSX TR	0.44	1.00
Jensen's Alpha (RFR=1.5%)	2.24%	-
Positive Months	63.46%	67.31%
Avg. Monthly Gain	2.05%	3.21%
Avg. Monthly Loss	-1.79%	-3.77%
Avg. Upside Capture vs TSX TR	54.22%	100.00%
Avg. Downside Capture vs TSX TR	42.79%	100.00%

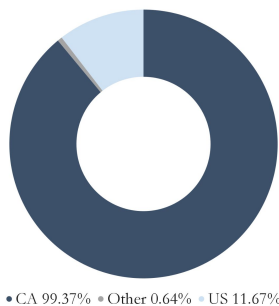
### PORTFOLIO EXPOSURE



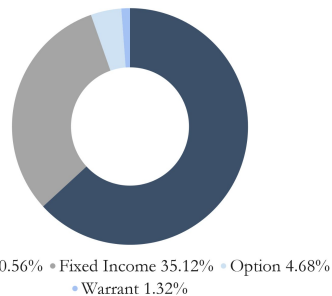
### PORTFOLIO EXPOSURE BY SECTOR



### GROSS PORTFOLIO EXPOSURE BY COUNTRY



### GROSS PORTFOLIO EXPOSURE BY SECURITY TYPE



### KEY INFORMATION

<b>AUM</b>	\$414.1 million
<b>Fund Inception</b>	January 22, 2019
<b>FundSERV Code</b>	NEW 401
<b>Minimum Investment</b>	\$500
<b>Management Fee</b>	1.00%
<b>Performance Fee</b>	15.00%
<b>Risk Rating</b>	Low to Medium
<b>Legal Advisor</b>	McMillan LLP
<b>Administrator</b>	SGGG Fund Services
<b>Auditor</b>	Deloitte LLP
<b>Prime Broker</b>	CIBC World Markets
<b>Custodian</b>	CIBC World Markets



(416) 941-9112  
 clientservice@newgenfunds.com  
 www.newgenfunds.com  
 NewGen Asset Management Limited  
 Commerce Court North, Suite 2900  
 25 King Street West, P.O. Box 405  
 Toronto, Ontario, M5L 1G3

### FOOTNOTES & DISCLAIMERS

The NewGen Alternative Income Fund began trading on January 22<sup>nd</sup>, 2019 – performance for the month reflects that

Standard deviation is a form of hypothetical performance data; Sharpe Ratio, Sortino Ratio and Jensen's Alpha are hypothetical measures of excess return and we assume a risk-free rate of 1.5% in their calculations

This monthly distribution is fixed but not guaranteed and may be adjusted from time to time at the discretion of the fund manager.

The Fund's current annualized yield is calculated based on the most recent monthly distribution assuming reinvestment, divided by the most recent month-end NAV

Portfolio exposures are all calculated as of the most recent calendar quarter-end

This document has been prepared by NewGen Asset Management Limited ("NewGen", "we" or "us"). The information contained herein is not, and under no circumstances is to be construed as, an offer to sell or the solicitation of an offer to buy any securities nor does it constitute a public offering of securities in any jurisdiction in Canada. The information contained herein is provided for informational purposes only and is not intended to be, nor should it be considered as, a complete description of either the securities or the issuer of the securities described herein.

Commissions, trailing commissions, management fees and expenses all may be associated with mutual fund investments. Please read the prospectus before investing. Mutual funds are not guaranteed, their values change frequently and past performance may not be repeated.

*There is no guarantee or representation that an investment in the NewGen Alternative Income Fund will achieve its investment objective and the value of its investments may go down as well as up. Any investments made in the NewGen Alternative Income Fund is speculative and involves a high degree of risk, including the risk of loss of an investor's entire investment, and is not intended as a complete investment portfolio. Certain investment techniques utilized by the NewGen Alternative Income Fund, including investments in derivatives and short sales, can, in certain circumstances, substantially increase the adverse impacts to which the program may be subject. Please refer to the prospectus for a further discussion of the risks associated with investing in the NewGen Alternative Income Fund. References to market or composite indices, benchmarks or other measures of relative market performance over a specified period of time are provided for your information only. Reference to an index does not imply that the NewGen Alternative Income Fund or any portfolio advised by us will achieve returns, volatility or other results similar to the index. The composition of a benchmark index may not reflect the manner in which a portfolio advised by NewGen is constructed in relation to expected or achieved returns, investment holdings, portfolio guidelines, restrictions, sectors, correlations, concentrations, volatility or tracking error targets, all of which are subject to change over time. While some information used herein has been obtained from various published and unpublished sources considered to be reliable, we do not guarantee its accuracy or completeness and accept no liability for any direct or consequential losses arising from its use. It should be noted that data provided may be approximate numbers. The statements contained herein that are not historical facts are forward-looking statements, which are based on current expectations and estimates about particular markets. These statements are not guarantees of future performance and involve certain risks, uncertainties, and assumptions which are difficult to predict. Therefore, actual outcomes and returns may differ materially from what is expressed in such forward-looking statements. The information contained herein is subject to updating and further verification and may be amended at any time without notice and we are under no obligation to update this information at any particular time. All prospective investors must obtain and carefully read the prospectus, which will contain the information needed to evaluate the potential investment and provide important disclosures regarding risks, fees, and expenses. Any decision to invest in the investments described herein should be made after reviewing such prospectus, conducting such investigations as the investor deems necessary and consulting the investor's own investment, legal, accounting and tax advisors in order to make an independent determination of the suitability and consequences of an investment. Potential investors should inform themselves as to applicable legal requirements, exchange control regulations and taxes in the countries of their citizenship, residence or domicile. Purchasers of the NewGen Alternative Income Fund may have statutory or contractual rights of action under certain circumstances as disclosed in the prospectus. Please review the prospectus for the provisions of applicable securities legislation for particulars of these rights.*